

BRUNSWICK SQUARE



NO SMOKING
LOITERING



Steelcase
Authorized Dealer



COLUMBUS
CEO

Project:
Brunswick Square
Mall - HUB

WASHINGTON PRIME GROUP®

brunswick square mall | HUB | considerations

budget TBD

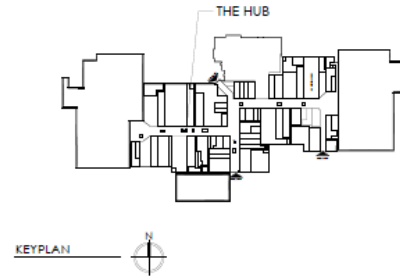
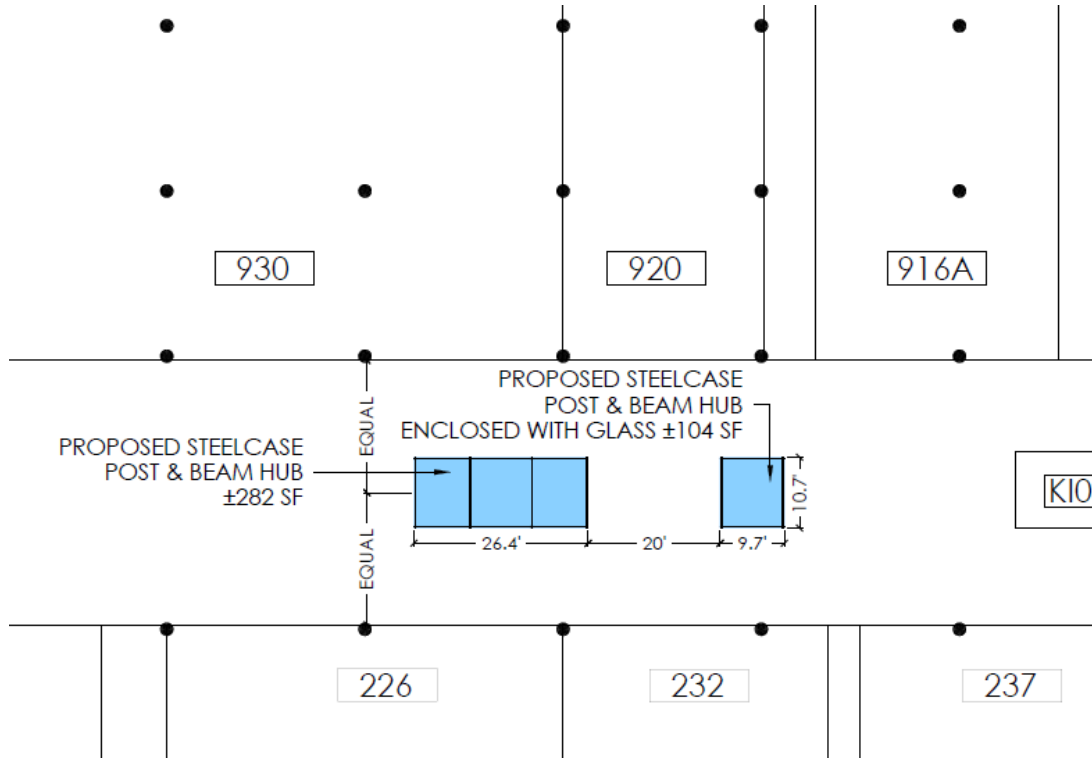
East Brunswick, New Jersey

-create HUB location using post and beam along with privacy wall for separate meeting space

-3 potential locations based on power



brunswick square mall | HUB | layout



DETAILS:

STEELCASE POST & BEAM LAYOUT

- TOTAL OF 4
- SIZING FOR MODULE BEAMS:
 - 4 BEAMS @ 96"
 - 4 BEAMS @ 108"
 - 6 BEAMS @ 120"




brunswick square mall | HUB | color palette



lounge chair fabric
billiard - ink




waterfall table laminate
fawn cypress




conference table laminate
fawn cypress



conference chair fabric
billiard - cumulus




lounge chair accent fabric
new black - jack



stool seats
white oak



conference table legs
peacock



conference chair accessory paint
artic white gloss



lounge chair legs
fuchsia



stool base
fuchsia



conference table leg detail
black




conference chair shell
seagull




coffee table and café table top
artic white




dining chair
black lacquered oak



conference chair arms and base
obsidian



coffee table and café table base
peacock



post and beam infill
slate - squares

brunswick square mall | HUB | care and cleaning



lounge chair
fabric
billiard - ink

Content 100% Polyester
Finish [Crypton](#)
Backing Fluid Barrier (Crypton)
Cleaning [Water-based Modified \(WM\)](#)

Clean only with water-based Crypton® cleaners or detergent using the minimum amount of liquid. Do not use solvents. CRYPTON™ - WM Cleaning Code Regular Maintenance Most all spills can be easily cleaned with a towel before they dry. Just simply wipe up the spill with a clean cloth - Identify stain and use the stain chart on www.cryptoncare.com to select the appropriate cleaner, Crypton Care Gold (Protein cleaner) or Crypton Care Purple (Ink, Grease and Iodine cleaner). - Remove any excess residue with the back of the Crypton upholstery brush. Spray the spot, lightly brush with the soft bristled Crypton upholstery brush, allow the cleaner to sit for a minute, and blot with a clean, dry towel. - If spot remains, repeat the spray, brush & blot process. - For stubborn stains, thoroughly wet the surface with the cleaners (both), brush and blot. - To keep upholstery looking new, use the Crypton Upholstery Extraction concentrate at a rate of 4 oz of concentrate per gallon of water in Crypton Care "Ruby" extractor or a similar water extraction machine to periodically extract the upholstery. Always rinse well with clean water from the extractor to remove any residue.

[LINK](#)



waterfall table + conference table
laminate
fawn cypress

For routine maintenance wipe the surface with a damp cloth. Scratches Use an oak, walnut, or mahogany putty stick to fill in scratches in woodgrain laminate tops. Putty sticks can be purchased at paint supply and hardware stores. Stains Food dyes, marking pens, and ink newsprint may cause permanent stains. To prevent staining, remove ink as soon as possible. To remove stains, wipe surface with a damp cloth and use a mild liquid detergent or soap. Rinse with warm clean water. Use a clean, cotton cloth to dry thoroughly. For more difficult stains, use a soft bristle brush with detergent or soap to remove stains. If the stain is not removed, create a paste with baking soda and water. Apply the paste, without scrubbing, and wipe the paste off with a damp cotton cloth. Rinse with warm water. Dry completely. Scrubbing the paste may cause damage to the laminate surface. If needed, use a hard-surface, all purpose cleaner such as Formula 409®, Fantastik®, or Mr. Clean®. Follow the manufacturer's instructions for general purpose cleaning. Do not use chemical products that contain acid, sodium hydroxide, lye, or alkali. Examples of these products are rust removers, chlorine bleach, muriatic acid, metal cleaners, paint thinners, and naphtha. Do not place rags with these chemicals on the laminate surface as they may cause damage to the surface. Wipe a chemical spill immediately and clean off with water and a rag. Do not use steel wool or abrasive pads on the surface. Do not scrub with or store them on the surface as the rust may cause stains. Do not place extremely hot items directly onto the surface. Extreme heat can cause the surface to crack. Do not cut on the surface with a knife or hammer or pound as this can result in scratches and leave marks and dents.

[LINK](#)




conference chair fabric
billiard - cumulus

Content 100% Polyester
Finish [Crypton](#)
Backing Fluid Barrier (Crypton)
Cleaning [Water-based Modified \(WM\)](#)

Clean only with water-based Crypton® cleaners or detergent using the minimum amount of liquid. Do not use solvents. CRYPTON™ - WM Cleaning Code Regular Maintenance Most all spills can be easily cleaned with a towel before they dry. Just simply wipe up the spill with a clean cloth - Identify stain and use the stain chart on www.cryptoncare.com to select the appropriate cleaner, Crypton Care Gold (Protein cleaner) or Crypton Care Purple (Ink, Grease and Iodine cleaner). - Remove any excess residue with the back of the Crypton upholstery brush. Spray the spot, lightly brush with the soft bristled Crypton upholstery brush, allow the cleaner to sit for a minute, and blot with a clean, dry towel. - If spot remains, repeat the spray, brush & blot process. - For stubborn stains, thoroughly wet the surface with the cleaners (both), brush and blot. - To keep upholstery looking new, use the Crypton Upholstery Extraction concentrate at a rate of 4 oz of concentrate per gallon of water in Crypton Care "Ruby" extractor or a similar water extraction machine to periodically extract the upholstery. Always rinse well with clean water from the extractor to remove any residue.

[LINK](#)

brunswick square mall | HUB | care and cleaning




lounge chair
accent fabric
new black - jack

100% Post-Consumer Recycled Polyester
Cleaning Code: WS
Dyeing Method: Solution
Weave: Jacquard Weave

Clean with a mild detergent shampoo, foam, or dry cleaning solvents. Do not saturate with liquids. Pile fabric may require brushing to restore its appearance. Remove cushion covers to launder.

[Link](#)



stool seats
white oak

Wood is a natural material and wooden furniture will always be unique. Every piece of wood has its own unique pattern. Veins, small knots and shadows are part of wood's nature and thus should not be seen as defects. Spills should be wiped up immediately, as fluids can soak into the wood and leave permanent marks. They can also cause the tree to swell and rise up. Veneer is made from selected thin slices of wood that are precisely cut from logs. The material under the veneer is typically MDF, chipboard or plywood. Clean regularly with mild soap and water and dry with a soft cloth. Tip: Never use ammonia-based cleaners or wax on wood surfaces.

Daily care is easy – use a cloth that has been moistened in clean water and wrung out. Always wipe dry with a dry cloth to remove excess moisture from the surface. The use of cleaning agents for daily cleaning is not recommended, as these may discolour the surface. If you do use cleaning agents, it is important to immediately wipe the surface dry with a clean cloth.

[LINK](#)



conference table legs
coffee table and
café table base
peacock

Wiping with a damp cloth will remove general soiling and water-borne stains. If needed, use a hard-surface, all purpose cleaner such as Formula 409, Fantastic, Top Job, or Mr. Clean. Follow the manufacturer's instructions for general purpose cleaning. To prevent staining, ink should be removed as soon as possible. Do not use paint thinners, naphtha, or solvent-based fluids. To fill scratches in woodgrain laminate tops, use an oak, walnut, or mahogany putty stick which can be purchased at paint supply and hardware stores. Clean metal finishes with a non-abrasive cleaner. Apply the cleaner sparingly, making sure that it does not come into contact with any wood surface. Wipe the hardware dry with a clean, soft cloth.

[LINK](#)


brunswick square mall | HUB | care and cleaning



lounge chair legs
+ stool base
fuchsia

Wiping with a damp cloth will remove general soiling and water-borne stains. If needed, use a hard-surface, all purpose cleaner such as Formula 409, Fantastic, Top Job, or Mr. Clean. Follow the manufacturer's instructions for general purpose cleaning. To prevent staining, ink should be removed as soon as possible. Do not use paint thinners, naphtha, or solvent-based fluids. To fill scratches in woodgrain laminate tops, use an oak, walnut, or mahogany putty stick which can be purchased at paint supply and hardware stores. Clean metal finishes with a non-abrasive cleaner. Apply the cleaner sparingly, making sure that it does not come into contact with any wood surface. Wipe the hardware dry with a clean, soft cloth.


[LINK](#)



conference table leg detail
black

Wiping with a damp cloth will remove general soiling and water-borne stains. If needed, use a hard-surface, all purpose cleaner such as Formula 409, Fantastic, Top Job, or Mr. Clean. Follow the manufacturer's instructions for general purpose cleaning. To prevent staining, ink should be removed as soon as possible. Do not use paint thinners, naphtha, or solvent-based fluids. To fill scratches in woodgrain laminate tops, use an oak, walnut, or mahogany putty stick which can be purchased at paint supply and hardware stores. Clean metal finishes with a non-abrasive cleaner. Apply the cleaner sparingly, making sure that it does not come into contact with any wood surface. Wipe the hardware dry with a clean, soft cloth.

[LINK](#)




conference chair accessory paint
artic white

Wiping with a damp cloth will remove general soiling and water-borne stains. If needed, use a hard-surface, all purpose cleaner such as Formula 409, Fantastic, Top Job, or Mr. Clean. Follow the manufacturer's instructions for general purpose cleaning. To prevent staining, ink should be removed as soon as possible. Do not use paint thinners, naphtha, or solvent-based fluids. To fill scratches in woodgrain laminate tops, use an oak, walnut, or mahogany putty stick which can be purchased at paint supply and hardware stores. Clean metal finishes with a non-abrasive cleaner. Apply the cleaner sparingly, making sure that it does not come into contact with any wood surface. Wipe the hardware dry with a clean, soft cloth.

[LINK](#)

brunswick square mall | HUB | care and cleaning



conference chair shell seagull

Wiping with a damp cloth will remove general soiling and water-borne stains. If needed, use a hard-surface, all purpose cleaner such as Formula 409, Fantastic, Top Job, or Mr. Clean. Follow the manufacturer's instructions for general purpose cleaning. To prevent staining, ink should be removed as soon as possible. Do not use paint thinners, naphtha, or solvent-based fluids. To fill scratches in woodgrain laminate tops, use an oak, walnut, or mahogany putty stick which can be purchased at paint supply and hardware stores. Clean metal finishes with a non-abrasive cleaner. Apply the cleaner sparingly, making sure that it does not come into contact with any wood surface. Wipe the hardware dry with a clean, soft cloth.


[LINK](#)



dining chair black lacquered oak

Wood is a natural material and wooden furniture will always be unique. Every piece of wood has its own unique pattern. Veins, small knots and shadows are part of wood's nature and thus should not be seen as defects. Spills should be wiped up immediately, as fluids can soak into the wood and leave permanent marks. They can also cause the tree to swell and rise up. Veneer is made from selected thin slices of wood that are precisely cut from logs. The material under the veneer is typically MDF, chipboard or plywood. Veneer furniture is typically lighter and more economical than solid wood furniture. At the same time, the attractive wooden surface with shadows and grain patterns is preserved in the furniture. Daily care is easy – use a cloth that has been moistened in clean water and wrung out. Always wipe dry with a dry cloth to remove excess moisture from the surface. The use of cleaning agents for daily cleaning is not recommended, as these may discolour the surface. If you do use cleaning agents, it is important to immediately wipe the surface dry with a clean cloth. Your new furniture is delivered with a lacquered finish. The lacquered surface is generally strong, but not resistant to scratches. Therefore, do not drag objects across the surface. Also be careful when placing hard or sharp objects directly on the furniture. The use of felt pads, placemats, etc. to protect the surface is recommended.

[LINK](#)




conference chair arms and base obsidian

Wiping with a damp cloth will remove general soiling and water-borne stains. If needed, use a hard-surface, all purpose cleaner such as Formula 409, Fantastic, Top Job, or Mr. Clean. Follow the manufacturer's instructions for general purpose cleaning. To prevent staining, ink should be removed as soon as possible. Do not use paint thinners, naphtha, or solvent-based fluids. To fill scratches in woodgrain laminate tops, use an oak, walnut, or mahogany putty stick which can be purchased at paint supply and hardware stores. Clean metal finishes with a non-abrasive cleaner. Apply the cleaner sparingly, making sure that it does not come into contact with any wood surface. Wipe the hardware dry with a clean, soft cloth.

[LINK](#)

brunswick square mall | HUB | care and cleaning



post and beam infill
slate - squares

Wannabe is a felt-like product that is made using 100% recycled materials.

Contents: 5% Polyester (Pre-consumer Recycled), 95% Polyester (Post-consumer Recycled)

Finish: FR Treated

Cleaning: Water-based / Solvent-based (W/WS)

Spot clean with mild water-based or solvent-based detergent. Can be disinfected with a 10:1 Bleach Solution.

[LINK](#)




coffee table and café table top
artic white

For routine maintenance wipe the surface with a damp cloth. Scratches Use an oak, walnut, or mahogany putty stick to fill in scratches in woodgrain laminate tops. Putty sticks can be purchased at paint supply and hardware stores. Stains Food dyes, marking pens, and ink newsprint may cause permanent stains. To prevent staining, remove ink as soon as possible. To remove stains, wipe surface with a damp cloth and use a mild liquid detergent or soap. Rinse with warm clean water. Use a clean, cotton cloth to dry thoroughly. For more difficult stains, use a soft bristle brush with detergent or soap to remove stains. If the stain is not removed, create a paste with baking soda and water. Apply the paste, without scrubbing, and wipe the paste off with a damp cotton cloth. Rinse with warm water. Dry completely. Scrubbing the paste may cause damage to the laminate surface. If needed, use a hard-surface, all purpose cleaner such as Formula 409®, Fantastik®, or Mr. Clean®. Follow the manufacturer's instructions for general purpose cleaning. Do not use chemical products that contain acid, sodium hydroxide, lye, or alkali. Examples of these products are rust removers, chlorine bleach, muriatic acid, metal cleaners, paint thinners, and naphtha. Do not place rags with these chemicals on the laminate surface as they may cause damage to the surface. Wipe a chemical spill immediately and clean off with water and a rag. Do not use steel wool or abrasive pads on the surface. Do not scrub with or store them on the surface as the rust may cause stains. Do not place extremely hot items directly onto the surface. Extreme heat can cause the surface to crack. Do not cut on the surface with a knife or hammer or pound as this can result in scratches and leave marks and dents.

[LINK](#)

brunswick square mall | HUB | post and beam infill detail

Infill Qty. (2) Panel Qty. (4)



brunswick square mall | HUB | rendering full overview



brunswick square mall | HUB | renderings post and beam area



brunswick square mall | HUB | renderings privacy wall room



thank you

LOTH

Grandview Work Studio
855 Grandview Ave.
Columbus, OH 43215
www.lothinc.com

Julie Voss

Leader, Emerging Workplaces
c. 614.582.2997
e. jvoss@lothinc.com

Lorene Haimerl

Executive Vice President, Sales
c. 614.425.8805
o. 614.487.4143
e. lhaimerl@lothinc.com

Amber Blair

Workplace Advisor
c. 419.236.9879
e. ablair@lothinc.com