

## Leap

### High-Performance Seating

#### Absolute Adjustability

Leap lets you dial in a precise fit in all the places you need it most. It's highly intuitive, with manual adjustments that are clearly labeled and easy to use. You'll love the way the seat glides back and forth as you recline, keeping you connected to your work.

#### Design Details

Designed to conform to the one-of-a-kind shape of your unique spine, Leap is inclusively engineered to adjust and fit the broadest range of users. Every Leap chair is as unique as the person who sits in it. All manual adjustments are clearly labeled in English and Braille with detailed adjustment instructions under the arm cap to ensure a precise user-fit for long term comfort and support.



#### Performance Features

---

LiveBack® Technology

---

Lower Back Firmness Control

---


Natural Glide System™

---

Labeled adjustments *(braille + EN)*



## Features



### Back Support

Our first chair designed with LiveBack® technology which allows the back to contour and adapt to mimic and support the natural movement of your spine, providing continuous lower back support.



### Manual Natural Glide Mechanism

A manually adjustable chair gives you total control over adjustments to dial-in the level of recline resistance you feel in the backrest. The seat glides forward as you recline, keeping you connected to your work.



### Recline Adjustments

Recline range includes full recline with four recline angle stop settings and an upright back lock.




### Labeled Adjustments

Adjustments are labeled in English and braille for ease of use. More instructions as well as a QR code to the adjustability video can be found by sliding the arm caps.



### 4D Arms

4D fully adjustable arms come standard and adjust in four dimensions height, width, depth and pivot to better support your neck and shoulders.



### Lumbar Support

Includes standard height-adjustable lumbar as well as a lower-back firmness you feel in your lower back for additional lumbar support.



### Seat Ergonomics

Leap's flexible edges offer a bend right where you need it—providing a pressure-free sit and supporting different sitting styles.

### Additional Options:

- Chair or Stool or Leap Plus Bariatric Chair (tested + warranted to 500 lbs)
- 4D arms (standard), armless, height-adjustable arms
- Hard dual-wheel casters (standard) or soft, roll-control or glides
- Headrest
- Polished Aluminum Package (Chair only)
- CarbonNeutral® product certification



Leap helps organizations achieve their carbon emission goals. Add **CN** to the end of the style number to specify Leap with CarbonNeutral product Certification.

## Statement of Line



Leap Chair with Upholstery on Back and Seat  
46216179



Leap Chair with 3D Knit on Back and Upholstery on Seat  
46216189



Leap Stool with Upholstery on Back and Seat  
46267179



Leap Plus Chair with Upholstery on Back and Seat  
46296179

\*Leap Plus offers the same benefits, aesthetic appeal, and functionality of Leap with support for users up to 500 lbs.




Leap Plus Chair with 3D Knit on Back with Upholstery on Seat  
46296189

Surface Materials

Upholstery Options

Available in fabric, knit, leather, polyurethane, silicone, and vinyl.

-  Fabric
-  Knit/Woven
-  Leather
-  Polyurethane
-  Silicone
-  Vinyl

Color Schemes

Color scheme name | Ribbon back frame & Base | Outer back shell & Arm retainer

- Black 6205



Black 6205
- Platinum 6249



Platinum 6249
- Midnight 6259



Midnight 6259
- Polished Aluminum 6205



Polished Aluminum 8046
- 

Black 6205
- 

Platinum 6249
- 

Midnight 6259
- 



Black 6205

Polished Aluminum package is available on task chair models only.

Color options shown may vary from actual colors. Please use actual surface material sample when specifying color. View and order samples on [Finish Library](#).

3D Knit Back

Available in 20+ colors

-  Licorice 5064
-  Concord 5097
-  Canary 5054
-  Lagoon 5564
-  Sailor 5059
-  Merlot 5563
-  Malt 5066
-  Blue Jay 5098
-  Aubergine 5560
-  Scarlet 5095
-  Peacock 5561
-  Root Beer 5067
-  Graphite 5092
-  Saffron 5565
-  Jungle 5562
-  Nickel 5093
-  Tangerine 5094
-  Wasabi 5090
-  Coconut 5065
-  Turmeric/Honey 5096
-  Royal Blue 5089

Dimensions

Work Chair	Stool	Plus Work Chair
Height: 38.5" - 43.5"	Height: 46" - 54"	Height: 38.75" - 42.5"
Width: 27"	Width: 27"	Width: 31.75"
Depth: 21.75" - 24.75"	Depth: 21.75" - 24.75"	Depth: 21.75" - 24.75"
Weight: 46.7 lbs	Weight: 63 lbs	Weight: 60.2 lbs

Information

<p><b>Warranty</b></p> <p>Weight Tested to 400 lbs for Work Chair, 300 lbs for Stool 12-year, Leap Plus Chair tested to 500 lbs. multi-shift 24/7 both parts and labor. <a href="#">Limited Lifetime Warranty</a>.</p>	<p><b>Certifications</b></p> <p>BIFMA Compliant   BIFMA LEVEL 3 @   CAL 117   EN Compliant   SCS Indoor Advantage Gold - Furniture   Environmental Product Declaration   <a href="#">Visit Origins</a> for more information on the Steelcase Leap product environmental profile.</p>	<p>For more information on finishes and options, visit us online and view the <a href="#">Leap product page</a>.</p>	<p>Item #11-0002334 02/25 ©2025 Steelcase Inc. All rights reserved. All specifications subject to change without notice. Trademarks used herein are the property of Steelcase Inc. or of their respective owners</p>
--	--	--	--